

# Costs of FASD

Philip Jacobs  
Institute of Health Economics  
Edmonton  
(September 9 version)

# Alcohol sales in Alberta

- Drinkers: **11%** people over 15 are heavy drinkers
- Sales (ex – taxes) : \$2.091 billion / \$573 per cap
- Taxes \$578 million / \$158 per capita
- Total retail: **\$721** per person



# Total spending on alcohol (incl. taxes)

# \$721 per capita



# Drinking and pregnant women

- **11% drinking (some) alcohol**



# FASD

- Fetal alcohol syndrome
- Fetal alcohol spectrum disorder
- Related to alcohol consumption during pregnancy

# FASD epidemiology

- **Incidence (US)** 1 case / 1,000 births  
(40,000 births in Alberta)
- **Prevalence:** 1 per cent of population  
(38,000 people in Alberta)



# FASD effects

- **Primary disabilities**
  - Adaptive functioning
- **Secondary disabilities**
  - Adaptation to environment
- **Caregiver burden**

# FASD impact on public resources

- **Residence**
  - Home / Foster / Group / Institution / Temp shelter
- **Education**
  - Regular / special ed
- **Work**
  - Employed / partial / unemployed / assisted
- **Crime**
  - None / convicted and sentenced
- **Health care / mental health care /**



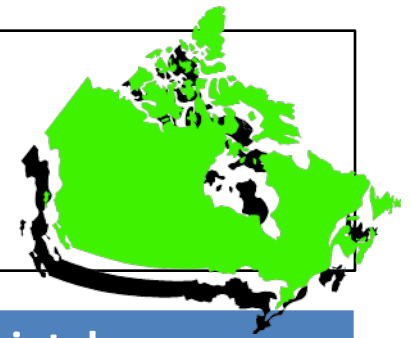
# FASD costs

# Childrens' costs - annual

- N=400 children
- Basic maintenance N=394 \$7,930 per
- Special needs N = 389 \$15,617 per
- Exceptional N=63 \$3,663 per
- Total: **\$23,760**
- Source: D. Fuchs, U Manitoba



# All age costs – per person annual

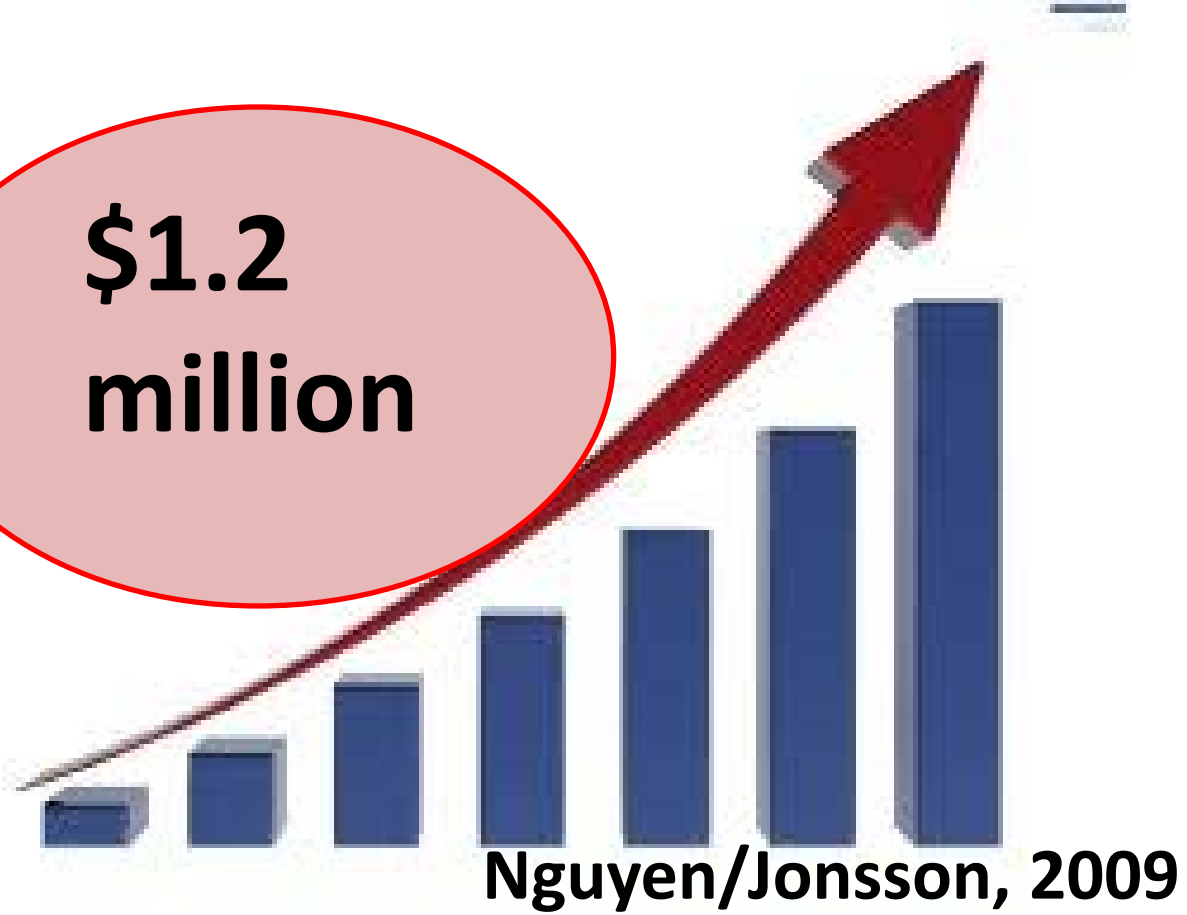


	Public	Private	Societal
Medical	\$2,106		\$2,106
Health professionals	2,147	\$737	\$2,885
Medical devices	1,069	568	\$1,638
Education	4,596	664	5,260
Social Services	4,075		4,075
Out of pocket		2,814	2,814
<b>Total costs</b>	<b>\$13,995</b>	<b>\$4,784</b>	<b>\$18,780</b>

Source: Popova (2012), Stade (2009)

# Lifetime costs per person with FASD: Alberta

**\$1.2  
million**



# Annual population – based costs



*1% of population  
(35,000) x \$18,000  
each = \$590  
million (\$155  
per capita)*

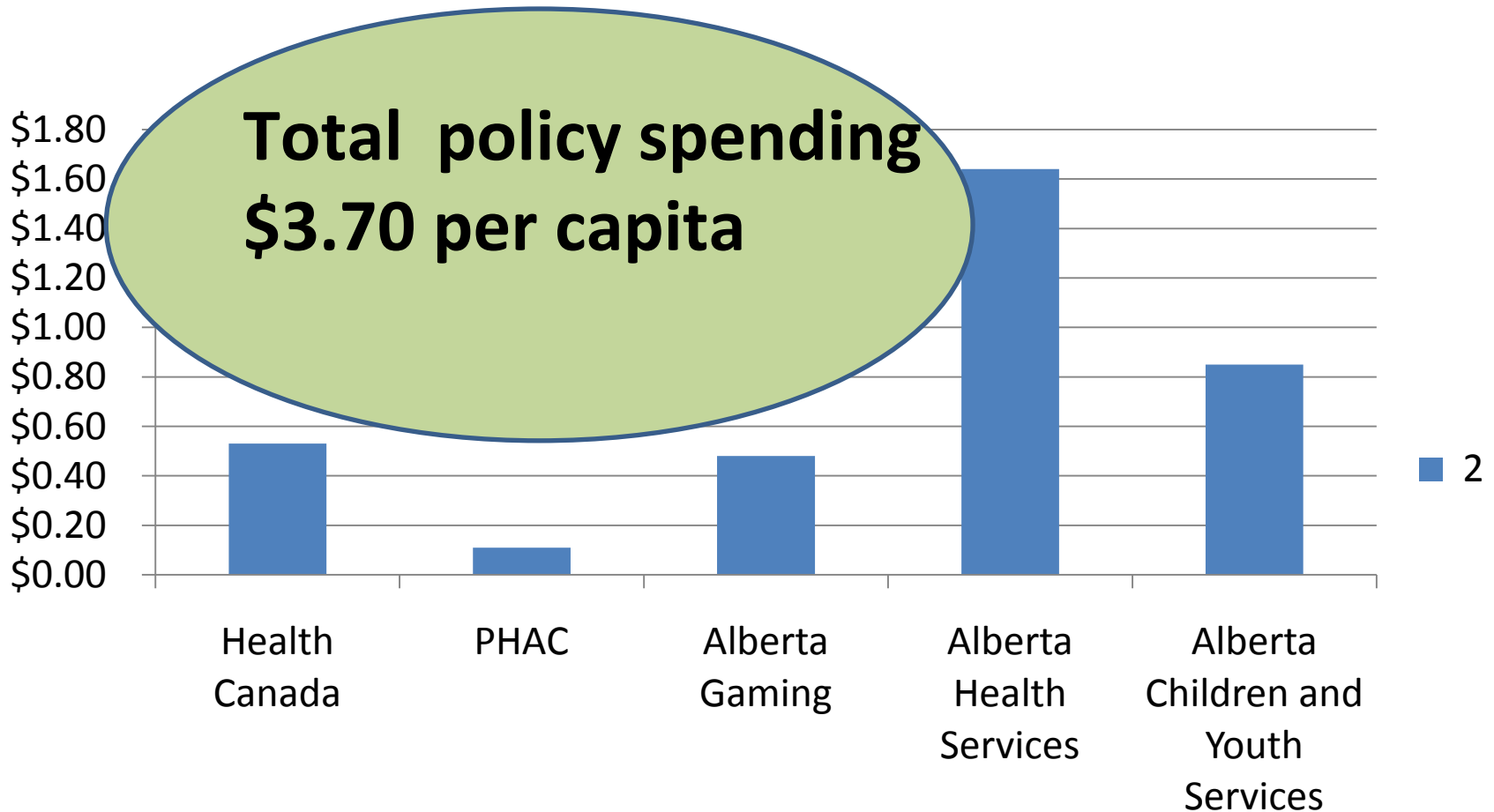
# Public policy and alcohol

## Policy areas related to alcohol


- Surveillance
- Laws, regulation and enforcement
- Incentives / grants
- Direct services (counseling)
- Public service announcements



# Alcohol – related policy spending on health



Jacobs/Moffatt, IHE, 2010



**\$721**

← **Alcohol spending p.c.**

**Alcohol – related  
health spending** →



**\$3.70**



# Alcohol – related health spending



**\$155**

**Costs  
imposed on  
Public sector  
by FASD**



**\$3.70**

# Per cent FASD with secondary disabilities

- Unemployment 79%
- Crime 60%
- Mental health problems 94%
- Homeless 15%
- School disruption 60%
- Source: Streissguth

# Some more costs....

- **Criminal justice costs**
  - Security
  - Courts
  - Corrections

# Public spending



**\$20 billion on  
Criminal justice**



**\$200 billion  
on health  
care**



# FASD persons in the criminal justice system

- In sample of Manitoba inmates:
  - 10% definitely had FASD
  - 19% **may** have had FASD
  - MacPherson (2005)
- E.g., Persons with FASD make up 1% of population / between 10% and 29% of prison population

# Criminal justice costs

- Each charged person generates

**–\$16,138** in criminal justice costs

- Police costs \$7,873
- Prosecution costs \$1,053
- Court costs \$3,442
- Corrections \$9,147



# Alberta's FASD cross ministerial initiative



FASD  
service networks



# SN – persons served

- 2008/9 – 2010/11
- 471 adults
- 804 children and caregivers



# SN budgets

- \$6.2 million (= **\$1.63 per capita**)
- Per person served : \$4,700

# Disability costs

- Education – costs of special services
- Homelessness - sheltering costs
- Mental illness – cost of mental health services
- Crime – costs to criminal justice system
- Unemployment – costs of lost jobs

# Recap of annual *per caps*

- **\$718** spent on alcohol
- **\$208 of which** is collected in alcohol taxes
- **\$155** public FASD economic burden
- **\$3.70** public spending to combat adverse effects of alcohol

- **The end**

- **Fin**

